

DINGRAS WATER DISTRICT
Balance Sheet
As of January 31, 2016

ASSETS AND OTHER DEBITS:

CURRENT ASSETS

Cash

Cash in Vault	0.00
Petty Cash Fund	10,000.00
Cash in Bank-Local Currency	1,161,852.67
Total	1,171,852.67

Receivable Accounts

Accounts Receivable	2,557,572.68
Allowance for Doubtful Accounts	78,358.71
Accounts Receivable-Net	2,479,213.97
Total	2,479,213.97

Other Receivables

Advances to Officers and Employees	10,920.00
Due from Officers and Employees	0.00
Receivable-Disallowance/Charges	432,317.58
Other Receivable	24,710.41
Total	467,947.99

Inventories

Office Supplies Inventory	0.00
Other Supplies Inventory	0.00
Supplies & Materials Inventory	72,312.85
Accountable Forms Inventory	185,111.00
Total	257,423.85

Prepayments, Deposits and Deferred Credits

Advances to Contractors	70,850.05
Total	70,850.05

TOTAL CURRENT ASSESTS

4,447,288.53

NON-CURRENT ASSETS

Investments

Other Investments	0.00
-------------------	------

TOTAL NON-CURRENT ASSESTS

0.00

PROPERTY, PLANT AND EQUIPMENT

Land and Other Improvements

Land	603,800.00
Land Improvements	78,831.50
Accumulated Depreciation-Land Improvements	52,893.78
Total	629,737.72

Plant, Buildings and Structures

Plant (UPIS)	8,969,621.74
Accumulated Depreciation-Plant	4,508,611.79
Buildings and Other Structures	6,848,694.51
Accumulated Depreciation-Buildings and Other Structures	6,006,285.59
Total	5,303,418.87

Equipment and Machinery

Office Equipment	662,707.63
Accumulated Depreciation-Office Equipment	358,071.93
Land Transport Equipment	200,715.46
Accumulated Depreciation-Land Transport Equipment	140,134.49
Other Machinery & Equipment	334,283.40
Accumulated Depreciation-Other Machinery & Equipment	18,712.98
Total	680,787.09

Furniture, Fixtures and Books

Furniture & Fixtures	45,956.00
----------------------	-----------

Accumulated Depreciation-Furniture and Fixtures	6,248.19
Other Assets	<u>251,268.08</u>
Total	<u>290,975.89</u>
Construction in Progress	
Artesian Wells, reservoirs, Pumping Stations and Conduits	<u>16,736,030.43</u>
TOTAL PROPERTY, PLANT AND EQUIPMENT	<u>23,640,950.00</u>
TOTAL ASSETS AND OTHER DEBITS	<u>28,088,238.53</u>

LIABILITIES, EQUITY AND OTHER CREDIT ACCOUNTS

CURRENT LIABILITIES

Payable Accounts

Accounts Payable	<u>466,352.90</u>
Total	<u>466,352.90</u>

Inter-Agency Payables

Due to National Government Agencies(BIR and Pag-ibig)	49,450.96
Due to Government Owned and/or Controlled Corporation (GSIS and Philhealth)	67,869.07
Due to Officers & Employees	0.00
Due to Cashier	<u>-8.00</u>
Total	<u>117,312.03</u>

Other Current Liability Accounts

Guaranty Deposits Payable	<u>49,918.70</u>
Total	<u>49,918.70</u>

Loans/Lease Payable

Current Portion of Long-term Debt	1,161,229.00
Interest Payable	<u>0.00</u>
Total	<u>1,161,229.00</u>

TOTAL CURRENT LIABILITIES

1,794,812.63

NON- CURRENT LIABILITIES

Loans Payable	<u>15,380,791.75</u>
---------------	----------------------

TOTAL NON-CURRENT LIABILITIES

15,380,791.75

TOTAL LIABILITIES

17,175,604.38

DEFERRED CREDITS

Customers' Deposit	281,454.64
Other Deferred Credits	<u>362,369.81</u>

TOTAL DEFERRED CREDITS

643,824.45

EQUITY

Government Equity	296,500.00
Capital/Equity Reserve	45,000.00
Donated Capital	3,721,342.00
Retained Earnings	5,794,782.37
Net Income	<u>411,185.33</u>

TOTAL EQUITY

10,268,809.70

TOTAL LIABILITIES, EQUITY AND OTHER CREDIT ACCOUNTS

28,088,238.53

-
-
-

PREPARED BY:

Imelda D. Bacnat
IMELDA D. BACNAT
Sr. Accounting Processor A

APPROVED BY:

Corazon B. Guira
CORAZON B. GUIRA
General Manager

DINGRAS WATER DISTRICT
Balance Sheet
As of February 29, 2016

ASSETS AND OTHER DEBITS:

CURRENT ASSETS

Cash

Cash in Vault	0.00
Petty Cash Fund	10,000.00
Cash in Bank-Local Currency	1,265,289.44
Total	1,275,289.44

Receivable Accounts

Accounts Receivable	2,616,094.80
Allowance for Doubtful Accounts	78,358.71
Accounts Receivable-Net	2,537,736.09
Total	2,537,736.09

Other Receivables

Advances to Officers and Employees	5,200.00
Due from Officers and Employees	0.00
Receivable-Disallowance/Charges	406,364.88
Other Receivable	24,710.41
Total	436,275.29

Inventories

Office Supplies Inventory	0.00
Other Supplies Inventory	0.00
Supplies & Materials Inventory	8,233.40
Accountable Forms Inventory	185,111.00
Total	193,344.40

Prepayments, Deposits and Deferred Credits

Advances to Contractors	70,850.05
Total	70,850.05

TOTAL CURRENT ASSETS	4,513,495.27
-----------------------------	---------------------

NON-CURRENT ASSETS

Investments

Other Investments	0.00
Total	0.00

TOTAL NON-CURRENT ASSETS	0.00
---------------------------------	-------------

PROPERTY, PLANT AND EQUIPMENT

Land and Other Improvements

Land	603,800.00
Land Improvements	78,831.50
Accumulated Depreciation-Land Improvements	53,163.24
Total	629,468.26

Plant, Buildings and Structures

Plant (UPIS)	8,969,621.74
Accumulated Depreciation-Plant	4,576,687.89
Buildings and Other Structures	6,848,694.51
Accumulated Depreciation-Buildings and Other Structures	6,008,655.18

Total	5,232,973.18
Equipment and Machinery	
Office Equipment	662,707.63
Accumulated Depreciation-Office Equipment	366,018.48
Land Transport Equipment	200,715.46
Accumulated Depreciation-Land Transport Equipment	142,285.02
Other Machinery & Equipment	334,283.40
Accumulated Depreciation-Other Machinery & Equipment	21,220.11
Total	668,182.88
Furniture, Fixtures and Books	
Furniture & Fixtures	45,956.00
Accumulated Depreciation-Furniture and Fixtures	6,618.78
Other Assets	251,268.08
Total	290,605.30
Construction in Progress	
Artesian Wells, reservoirs, Pumping Stations and Conduits	16,736,030.43
TOTAL PROPERTY, PLANT AND EQUIPMENT	23,557,260.05
TOTAL ASSETS AND OTHER DEBITS	28,070,755.32

LIABILITIES, EQUITY AND OTHER CREDIT ACCOUNTS

CURRENT LIABILITIES

Payable Accounts

Accounts Payable	466,352.90
Total	466,352.90

Inter-Agency Payables

Due to National Government Agencies(BIR and Pag-ibig)	39,550.70
Due to Government Owned and/or Controlled Corporation (GSIS and Philhealth)	71,785.50
Due to Officers & Employees	0.00
Due to Cashier	0.00
Total	111,336.20

Other Current Liability Accounts

Guaranty Deposits Payable	49,918.70
Total	49,918.70

Loans/Lease Payable

Current Portion of Long-term Debt	1,057,609.00
Interest Payable	0.00
Total	1,057,609.00

TOTAL CURRENT LIABILITIES	1,685,216.80
----------------------------------	--------------

NON- CURRENT LIABILITIES

Loans Payable	15,380,791.75
---------------	---------------

TOTAL NON-CURRENT LIABILITIES	15,380,791.75
--------------------------------------	---------------

TOTAL LIABILITIES	17,066,008.55
--------------------------	---------------

DEFERRED CREDITS

Customers' Deposit	281,454.64
Other Deferred Credits	362,369.81


TOTAL DEFERRED CREDITS	643,824.45
-------------------------------	------------


EQUITY

Government Equity	296,500.00
Capital/Equity Reserve	45,000.00

Donated Capital	3,721,342.00
Retained Earnings	5,794,782.37
Net Income	<u>503,297.95</u>
TOTAL EQUITY	<u>10,360,922.32</u>
TOTAL LIABILITIES, EQUITY AND OTHER CREDIT ACCOUNTS	<u><u>28,070,755.32</u></u>

-
-
-

PREPARED BY: 
IMELDA D. BACNAT
 Sr. Accounting Processor A

APPROVED BY: 
CORAZON B. GUIRA
 General Manager

DINGRAS WATER DISTRICT
Balance Sheet
As of March 31, 2016

ASSETS AND OTHER DEBITS:

CURRENT ASSETS

Cash

Cash in Vault	0.00
Petty Cash Fund	10,000.00
Cash in Bank-Local Currency	1,333,360.75
Total	1,343,360.75

Receivable Accounts

Accounts Receivable	2,711,848.71
Allowance for Doubtful Accounts	78,358.71
Accounts Receivable-Net	2,633,490.00
Total	2,633,490.00

Other Receivables

Advances to Officers and Employees	5,000.00
Due from Officers and Employees	0.01
Receivable-Disallowance/Charges	398,357.18
Other Receivable	24,710.41
Total	428,067.60

Inventories

Office Supplies Inventory	0.00
Other Supplies Inventory	0.00
Supplies & Materials Inventory	57,726.15
Accountable Forms Inventory	185,111.00
Total	242,837.15

Prepayments, Deposits and Deferred Credits

Advances to Contractors	70,850.05
Total	70,850.05

TOTAL CURRENT ASSETS 4,718,605.55

NON-CURRENT ASSETS

Investments

Other Investments	0.00
-------------------	------

TOTAL NON-CURRENT ASSETS 0.00

PROPERTY, PLANT AND EQUIPMENT

Land and Other Improvements

Land	603,800.00
Land Improvements	78,831.50
Accumulated Depreciation-Land Improvements	53,432.70
Total	629,198.80

Plant, Buildings and Structures

Plant (UPIS)	8,969,621.74
Accumulated Depreciation-Plant	4,644,763.99
Buildings and Other Structures	6,848,694.51
Accumulated Depreciation-Buildings and Other Structures	6,011,024.77

Total	5,162,527.49
Equipment and Machinery	
Office Equipment	712,607.63
Accumulated Depreciation-Office Equipment	373,965.03
Land Transport Equipment	200,715.46
Accumulated Depreciation-Land Transport Equipment	144,435.55
Other Machinery & Equipment	359,283.40
Accumulated Depreciation-Other Machinery & Equipment	23,727.24
Total	730,478.67
Furniture, Fixtures and Books	
Furniture & Fixtures	45,956.00
Accumulated Depreciation-Furniture and Fixtures	6,989.37
Other Assets	251,268.08
Total	290,234.71
Construction in Progress	
Artesian Wells, reservoirs, Pumping Stations and Conduits	16,736,030.43
TOTAL PROPERTY, PLANT AND EQUIPMENT	23,548,470.10
TOTAL ASSETS AND OTHER DEBITS	28,267,075.65

LIABILITIES, EQUITY AND OTHER CREDIT ACCOUNTS

CURRENT LIABILITIES

Payable Accounts

Accounts Payable	466,352.90
Total	466,352.90

Inter-Agency Payables

Due to National Government Agencies(BIR and Pag-ibig)	43,665.46
Due to Government Owned and/or Controlled Corporation (GSIS and Philhealth)	71,785.50
Due to Officers & Employees	0.00
Due to Cashier	0.00
Total	115,450.96

Other Current Liability Accounts

Guaranty Deposits Payable	49,918.70
Total	49,918.70

Loans/Lease Payable

Current Portion of Long-term Debt	953,607.00
Interest Payable	0.00
Total	953,607.00

TOTAL CURRENT LIABILITIES	1,585,329.56
----------------------------------	--------------

NON- CURRENT LIABILITIES

Loans Payable	15,380,791.75
---------------	---------------

TOTAL NON-CURRENT LIABILITIES	15,380,791.75
--------------------------------------	---------------

TOTAL LIABILITIES	16,966,121.31
--------------------------	---------------

DEFERRED CREDITS

Customers' Deposit	281,454.64
Other Deferred Credits	362,369.81

TOTAL DEFERRED CREDITS	643,824.45
-------------------------------	------------


EQUITY

Government Equity	296,500.00
Capital/Equity Reserve	45,000.00

Donated Capital	3,721,342.00
Retained Earnings	5,794,782.37
Net Income	<u>799,505.52</u>
TOTAL EQUITY	<u>10,657,129.89</u>
TOTAL LIABILITIES, EQUITY AND OTHER CREDIT ACCOUNTS	<u><u>28,267,075.65</u></u>


-
-
-

PREPARED BY:



IMELDA D. BACNAT
Sr. Accounting Processor A

APPROVED BY:



CORAZON B. GUIRA
General Manager

DINGRAS WATER DISTRICT
Balance Sheet
As of April 30, 2016

ASSETS AND OTHER DEBITS:

CURRENT ASSETS

Cash

Cash in Vault	0.00
Petty Cash Fund	10,000.00
Cash in Bank-Local Currency	1,788,020.13
Total	1,798,020.13

Receivable Accounts

Accounts Receivable	2,647,369.59
Allowance for Doubtful Accounts	78,358.71
Accounts Receivable-Net	2,569,010.88
Total	2,569,010.88

Other Receivables

Advances to Officers and Employees	5,000.00
Due from Officers and Employees	0.20
Receivable-Disallowance/Charges	382,485.32
Other Receivable	24,710.41
Total	412,195.93

Inventories

Office Supplies Inventory	0.00
Other Supplies Inventory	0.00
Supplies & Materials Inventory	-4,995.90
Accountable Forms Inventory	185,111.00
Total	180,115.10

Prepayments, Deposits and Deferred Credits

Advances to Contractors	70,850.05
Total	70,850.05

TOTAL CURRENT ASSETS	5,030,192.09
-----------------------------	--------------

NON-CURRENT ASSETS

Investments

Other Investments	0.00
-------------------	------

TOTAL NON-CURRENT ASSETS	0.00
---------------------------------	------

PROPERTY, PLANT AND EQUIPMENT

Land and Other Improvements

Land	603,800.00
Land Improvements	78,831.50
Accumulated Depreciation-Land Improvements	53,702.16
Total	628,929.34

Plant, Buildings and Structures

Plant (UPIS)	8,969,621.74
Accumulated Depreciation-Plant	4,712,840.09
Buildings and Other Structures	6,848,694.51
Accumulated Depreciation-Buildings and Other Structures	6,013,394.36

Total	5,092,081.80
Equipment and Machinery	
Office Equipment	712,607.63
Accumulated Depreciation-Office Equipment	382,285.83
Land Transport Equipment	200,715.46
Accumulated Depreciation-Land Transport Equipment	146,586.08
Other Machinery & Equipment	359,283.40
Accumulated Depreciation-Other Machinery & Equipment	26,421.87
Total	717,312.71
Furniture, Fixtures and Books	
Furniture & Fixtures	45,956.00
Accumulated Depreciation-Furniture and Fixtures	7,359.96
Other Assets	251,268.08
Total	289,864.12
Construction in Progress	
Artesian Wells, reservoirs, Pumping Stations and Conduits	16,736,030.43
TOTAL PROPERTY, PLANT AND EQUIPMENT	23,464,218.40
TOTAL ASSETS AND OTHER DEBITS	28,494,410.49

LIABILITIES, EQUITY AND OTHER CREDIT ACCOUNTS

CURRENT LIABILITIES

Payable Accounts

Accounts Payable	466,352.90
Total	466,352.90

Inter-Agency Payables

Due to National Government Agencies(BIR and Pag-ibig)	32,147.34
Due to Government Owned and/or Controlled Corporation (GSIS and Philhealth)	68,164.22
Due to Officers & Employees	0.00
Due to Cashier	0.00
Total	100,311.56

Other Current Liability Accounts

Guaranty Deposits Payable	49,918.70
Total	49,918.70

Loans/Lease Payable

Current Portion of Long-term Debt	849,221.00
Interest Payable	0.00
Total	849,221.00

TOTAL CURRENT LIABILITIES	1,465,804.16
----------------------------------	--------------

NON- CURRENT LIABILITIES

Loans Payable	15,380,791.75
---------------	---------------

TOTAL NON-CURRENT LIABILITIES	15,380,791.75
--------------------------------------	---------------

TOTAL LIABILITIES	16,846,595.91
--------------------------	---------------

DEFERRED CREDITS

Customers' Deposit	281,454.64
Other Deferred Credits	362,369.81


TOTAL DEFERRED CREDITS	643,824.45
-------------------------------	------------


EQUITY

Government Equity	296,500.00
Capital/Equity Reserve	45,000.00

Donated Capital	3,721,342.00
Retained Earnings	5,794,782.37
Net Income	<u>1,146,365.76</u>
TOTAL EQUITY	<u>11,003,990.13</u>
TOTAL LIABILITIES, EQUITY AND OTHER CREDIT ACCOUNTS	<u><u>28,494,410.49</u></u>

-
-
-

PREPARED BY: 
IMELDA D. BACNAT
 Sr. Accounting Processor A

APPROVED BY: 
CORAZON B. GUIRA
 General Manager

DINGRAS WATER DISTRICT
Balance Sheet
As of May 31, 2016

ASSETS AND OTHER DEBITS:

CURRENT ASSETS

Cash

Cash in Vault	0.00
Petty Cash Fund	10,000.00
Cash in Bank-Local Currency	1,712,456.84
Total	1,722,456.84

Receivable Accounts

Accounts Receivable	2,668,307.67
Allowance for Doubtful Accounts	78,358.71
Accounts Receivable-Net	2,589,948.96
Total	2,589,948.96

Other Receivables

Advances to Officers and Employees	19,400.00
Due from Officers and Employees	0.00
Receivable-Disallowance/Charges	329,393.20
Other Receivable	24,710.41
Total	373,503.61

Inventories

Office Supplies Inventory	0.00
Other Supplies Inventory	0.00
Supplies & Materials Inventory	174,149.65
Accountable Forms Inventory	185,111.00
Total	359,260.65

Prepayments, Deposits and Deferred Credits

Advances to Contractors	70,850.05
Total	70,850.05

TOTAL CURRENT ASSETS	5,116,020.11
-----------------------------	---------------------

NON-CURRENT ASSETS

Investments

Other Investments	0.00
-------------------	------

TOTAL NON-CURRENT ASSETS	0.00
---------------------------------	-------------

PROPERTY, PLANT AND EQUIPMENT

Land and Other Improvements

Land	603,800.00
Land Improvements	78,831.50
Accumulated Depreciation-Land Improvements	53,971.62
Total	628,659.88

Plant, Buildings and Structures

Plant (UPIS)	8,969,621.74
Accumulated Depreciation-Plant	4,780,916.19
Buildings and Other Structures	6,848,694.51
Accumulated Depreciation-Buildings and Other Structures	6,015,763.95

Total	5,021,636.11
Equipment and Machinery	
Office Equipment	712,607.63
Accumulated Depreciation-Office Equipment	390,606.63
Land Transport Equipment	274,905.46
Accumulated Depreciation-Land Transport Equipment	148,736.61
Other Machinery & Equipment	379,306.04
Accumulated Depreciation-Other Machinery & Equipment	29,116.50
Total	798,359.39
Furniture, Fixtures and Books	
Furniture & Fixtures	45,956.00
Accumulated Depreciation-Furniture and Fixtures	7,730.55
Other Assets	251,268.08
Total	289,493.53
Construction in Progress	
Artesian Wells, reservoirs, Pumping Stations and Conduits	16,736,030.43
TOTAL PROPERTY, PLANT AND EQUIPMENT	23,474,179.34
TOTAL ASSETS AND OTHER DEBITS	28,590,199.45

LIABILITIES, EQUITY AND OTHER CREDIT ACCOUNTS

CURRENT LIABILITIES

Payable Accounts

Accounts Payable	466,352.90
Total	466,352.90

Inter-Agency Payables

Due to National Government Agencies(BIR and Pag-ibig)	53,102.50
Due to Government Owned and/or Controlled Corporation (GSIS and Philhealth)	68,164.22
Due to Officers & Employees	0.00
Due to Cashier	0.00
Total	121,266.72

Other Current Liability Accounts

Guaranty Deposits Payable	49,918.70
Total	49,918.70

Loans/Lease Payable

Current Portion of Long-term Debt	744,448.00
Interest Payable	0.00
Total	744,448.00

TOTAL CURRENT LIABILITIES	1,381,986.32
----------------------------------	--------------

NON- CURRENT LIABILITIES

Loans Payable	15,380,791.75
---------------	---------------

TOTAL NON-CURRENT LIABILITIES	15,380,791.75
--------------------------------------	---------------

TOTAL LIABILITIES	16,762,778.07
--------------------------	---------------

DEFERRED CREDITS

Customers' Deposit	281,454.64
Other Deferred Credits	362,369.81

TOTAL DEFERRED CREDITS	643,824.45
-------------------------------	------------

EQUITY

Government Equity	296,500.00
Capital/Equity Reserve	45,000.00

Donated Capital	3,721,342.00
Retained Earnings	5,794,782.37
Net Income	<u>1,325,972.56</u>
TOTAL EQUITY	<u>11,183,596.93</u>
TOTAL LIABILITIES, EQUITY AND OTHER CREDIT ACCOUNTS	<u><u>28,590,199.45</u></u>

-
-
-

PREPARED BY:



IMELDA D. BACNAT
Sr. Accounting Processor A

APPROVED BY:



CORAZON B. GUIRA
General Manager

DINGRAS WATER DISTRICT
Balance Sheet
As of June 31, 2016

ASSETS AND OTHER DEBITS:

CURRENT ASSETS

Cash

Cash in Vault	0.00
Petty Cash Fund	10,000.00
Cash in Bank-Local Currency	1,994,631.12
Total	2,004,631.12

Receivable Accounts

Accounts Receivable	2,605,117.92
Allowance for Doubtful Accounts	78,358.71
Accounts Receivable-Net	2,526,759.21
Total	2,526,759.21

Other Receivables

Advances to Officers and Employees	5,000.00
Due from Officers and Employees	0.00
Receivable-Disallowance/Charges	323,766.16
Other Receivable	24,710.41
Total	353,476.57

Inventories

Office Supplies Inventory	0.00
Other Supplies Inventory	0.00
Supplies & Materials Inventory	122,077.15
Accountable Forms Inventory	188,711.00
Total	310,788.15

Prepayments, Deposits and Deferred Credits

Advances to Contractors	70,850.05
Total	70,850.05

TOTAL CURRENT ASSETS	5,266,505.10
-----------------------------	---------------------

NON-CURRENT ASSETS

Investments

Other Investments	0.00
Total	0.00

TOTAL NON-CURRENT ASSETS	0.00
---------------------------------	-------------

PROPERTY, PLANT AND EQUIPMENT

Land and Other Improvements

Land	603,800.00
Land Improvements	78,831.50
Accumulated Depreciation-Land Improvements	54,510.54
Total	628,120.96

Plant, Buildings and Structures

Plant (UPIS)	9,238,552.99
Accumulated Depreciation-Plant	4,919,085.37
Buildings and Other Structures	6,848,694.51
Accumulated Depreciation-Buildings and Other Structures	6,020,503.13

Total	5,147,659.00
Equipment and Machinery	
Office Equipment	749,607.63
Accumulated Depreciation-Office Equipment	407,527.70
Land Transport Equipment	304,905.46
Accumulated Depreciation-Land Transport Equipment	153,359.10
Other Machinery & Equipment	379,306.04
Accumulated Depreciation-Other Machinery & Equipment	34,806.10
Total	838,126.23
Furniture, Fixtures and Books	
Furniture & Fixtures	45,956.00
Accumulated Depreciation-Furniture and Fixtures	8,471.73
Other Assets	251,268.08
Total	288,752.35
Construction in Progress	
Artesian Wells, reservoirs, Pumping Stations and Conduits	16,736,030.43
TOTAL PROPERTY, PLANT AND EQUIPMENT	23,638,688.97
TOTAL ASSETS AND OTHER DEBITS	28,905,194.07

LIABILITIES, EQUITY AND OTHER CREDIT ACCOUNTS

CURRENT LIABILITIES

Payable Accounts

Accounts Payable	582,784.90
Total	582,784.90

Inter-Agency Payables

Due to National Government Agencies(BIR and Pag-ibig)	32,986.59
Due to Government Owned and/or Controlled Corporation (GSIS and Philhealth)	73,297.56
Due to Officers & Employees	0.00
Due to Cashier	2.00
Total	106,286.15

Other Current Liability Accounts

Guaranty Deposits Payable	49,918.70
Total	49,918.70

Loans/Lease Payable

Current Portion of Long-term Debt	533,733.00
Interest Payable	0.00
Total	533,733.00

TOTAL CURRENT LIABILITIES	1,272,722.75
----------------------------------	---------------------

NON- CURRENT LIABILITIES

Loans Payable	15,380,791.75
---------------	---------------

TOTAL NON-CURRENT LIABILITIES	15,380,791.75
--------------------------------------	----------------------

TOTAL LIABILITIES	16,653,514.50
--------------------------	----------------------

DEFERRED CREDITS


Customers' Deposit	281,454.64
Other Deferred Credits	362,369.81


TOTAL DEFERRED CREDITS	643,824.45
-------------------------------	-------------------

EQUITY

Government Equity	296,500.00
Capital/Equity Reserve	45,000.00

Donated Capital	3,721,342.00
Retained Earnings	5,794,782.37
Net Income	<u>1,794,985.46</u>
TOTAL EQUITY	<u>11,652,609.83</u>
TOTAL LIABILITIES, EQUITY AND OTHER CREDIT ACCOUNTS	<u>28,949,948.78</u>
	(44,754.7100)
	(22,377.3550)
	(89,509.4200)

PREPARED BY: 
IMELDA D. BACNAT
 Sr. Accounting Processor A

APPROVED BY: 
CORAZON B. GUIRA
 General Manager

DINGRAS WATER DISTRICT
Balance Sheet
As of July 31, 2016

ASSETS AND OTHER DEBITS:

CURRENT ASSETS

Cash

Cash in Vault	0.00
Petty Cash Fund	10,000.00
Cash in Bank-Local Currency	1,994,631.12
Total	2,004,631.12

Receivable Accounts

Accounts Receivable	2,605,117.92
Allowance for Doubtful Accounts	78,358.71
Accounts Receivable-Net	2,526,759.21
Total	2,526,759.21

Other Receivables

Advances to Officers and Employees	5,000.00
Due from Officers and Employees	0.00
Receivable-Disallowance/Charges	323,766.16
Other Receivable	24,710.41
Total	353,476.57

Inventories

Office Supplies Inventory	0.00
Other Supplies Inventory	0.00
Supplies & Materials Inventory	122,077.15
Accountable Forms Inventory	188,711.00
Total	310,788.15

Prepayments, Deposits and Deferred Credits

Advances to Contractors	70,850.05
Total	70,850.05

TOTAL CURRENT ASSETS	5,266,505.10
-----------------------------	---------------------

NON-CURRENT ASSETS

Investments

Other Investments	0.00
-------------------	------

TOTAL NON-CURRENT ASSETS	0.00
---------------------------------	-------------

PROPERTY, PLANT AND EQUIPMENT

Land and Other Improvements

Land	603,800.00
Land Improvements	78,831.50
Accumulated Depreciation-Land Improvements	54,510.54
Total	628,120.96

Plant, Buildings and Structures

Plant (UPIS)	9,238,552.99
Accumulated Depreciation-Plant	4,919,085.37
Buildings and Other Structures	6,848,694.51
Accumulated Depreciation-Buildings and Other Structures	6,020,503.13

Total	5,147,659.00
Equipment and Machinery	
Office Equipment	794,362.34
Accumulated Depreciation-Office Equipment	407,527.70
Land Transport Equipment	304,905.46
Accumulated Depreciation-Land Transport Equipment	153,359.10
Other Machinery & Equipment	379,306.04
Accumulated Depreciation-Other Machinery & Equipment	34,806.10
Total	882,880.94
Furniture, Fixtures and Books	
Furniture & Fixtures	45,956.00
Accumulated Depreciation-Furniture and Fixtures	8,471.73
Other Assets	251,268.08
Total	288,752.35
Construction in Progress	
Artesian Wells, reservoirs, Pumping Stations and Conduits	16,736,030.43
TOTAL PROPERTY, PLANT AND EQUIPMENT	23,683,443.68
TOTAL ASSETS AND OTHER DEBITS	28,949,948.78

LIABILITIES, EQUITY AND OTHER CREDIT ACCOUNTS

CURRENT LIABILITIES

Payable Accounts

Accounts Payable	582,784.90
Total	582,784.90

Inter-Agency Payables

Due to National Government Agencies(BIR and Pag-ibig)	32,986.59
Due to Government Owned and/or Controlled Corporation (GSIS and Philhealth)	73,297.56
Due to Officers & Employees	0.00
Due to Cashier	2.00
Total	106,286.15

Other Current Liability Accounts

Guaranty Deposits Payable	49,918.70
Total	49,918.70

Loans/Lease Payable

Current Portion of Long-term Debt	533,733.00
Interest Payable	0.00
Total	533,733.00

TOTAL CURRENT LIABILITIES	1,272,722.75
----------------------------------	---------------------

NON- CURRENT LIABILITIES

Loans Payable	15,380,791.75
---------------	---------------

TOTAL NON-CURRENT LIABILITIES	15,380,791.75
--------------------------------------	----------------------

TOTAL LIABILITIES	16,653,514.50
--------------------------	----------------------

DEFERRED CREDITS

Customers' Deposit	281,454.64
Other Deferred Credits	362,369.81


TOTAL DEFERRED CREDITS	643,824.45
-------------------------------	-------------------

EQUITY

Government Equity	296,500.00
Capital/Equity Reserve	45,000.00

Donated Capital	3,721,342.00
Retained Earnings	5,794,782.37
Net Income	<u>1,794,985.46</u>
TOTAL EQUITY	<u>11,652,609.83</u>
TOTAL LIABILITIES, EQUITY AND OTHER CREDIT ACCOUNTS	<u><u>28,949,948.78</u></u>

-
-
-

PREPARED BY: 
IMELDA D. BACNAT
 Sr. Accounting Processor A

APPROVED BY: 
CORAZON B. GUIRA
 General Manager

DINGRAS WATER DISTRICT
Balance Sheet
As of August 30, 2016

ASSETS AND OTHER DEBITS:

CURRENT ASSETS

Cash

Cash in Vault	0.00
Petty Cash Fund	10,000.00
Cash in Bank-Local Currency	2,020,641.31
Total	2,030,641.31

Receivable Accounts

Accounts Receivable	2,456,199.68
Allowance for Doubtful Accounts	78,358.71
Accounts Receivable-Net	2,377,840.97
Total	2,377,840.97

Other Receivables

Advances to Officers and Employees	5,000.00
Due from Officers and Employees	0.00
Receivable-Disallowance/Charges	320,952.64
Other Receivable	24,710.41
Total	350,663.05

Inventories

Office Supplies Inventory	0.00
Other Supplies Inventory	0.00
Supplies & Materials Inventory	207,786.60
Accountable Forms Inventory	188,711.00
Total	396,497.60

Prepayments, Deposits and Deferred Credits

Advances to Contractors	70,850.05
Total	70,850.05

TOTAL CURRENT ASSETS	5,226,492.98
-----------------------------	--------------

NON-CURRENT ASSETS

Investments

Other Investments	0.00
-------------------	------

TOTAL NON-CURRENT ASSETS	0.00
---------------------------------	------

PROPERTY, PLANT AND EQUIPMENT

Land and Other Improvements

Land	603,800.00
Land Improvements	78,831.50
Accumulated Depreciation-Land Improvements	54,780.00
Total	627,851.50

Plant, Buildings and Structures

Plant (UPIS)	9,268,352.99
Accumulated Depreciation-Plant	4,989,178.45
Buildings and Other Structures	6,848,694.51
Accumulated Depreciation-Buildings and Other Structures	6,022,872.72

Total	5,104,996.33
Equipment and Machinery	
Office Equipment	794,362.34
Accumulated Depreciation-Office Equipment	416,520.72
Land Transport Equipment	1,423,505.46
Accumulated Depreciation-Land Transport Equipment	155,831.06
Other Machinery & Equipment	379,306.04
Accumulated Depreciation-Other Machinery & Equipment	37,650.90
Total	1,987,171.16
Furniture, Fixtures and Books	
Furniture & Fixtures	45,956.00
Accumulated Depreciation-Furniture and Fixtures	8,842.32
Other Assets	251,268.08
Total	288,381.76
Construction in Progress	
Artesian Wells, reservoirs, Pumping Stations and Conduits	16,736,030.43
TOTAL PROPERTY, PLANT AND EQUIPMENT	24,744,431.18
TOTAL ASSETS AND OTHER DEBITS	29,970,924.16

LIABILITIES, EQUITY AND OTHER CREDIT ACCOUNTS

CURRENT LIABILITIES

Payable Accounts

Accounts Payable	1,382,812.90
Total	1,382,812.90

Inter-Agency Payables

Due to National Government Agencies(BIR and Pag-ibig)	102,281.73
Due to Government Owned and/or Controlled Corporation (GSIS and Philhealth)	71,400.90
Due to Officers & Employees	0.00
Due to Cashier	0.00
Total	173,682.63

Other Current Liability Accounts

Guaranty Deposits Payable	49,918.70
Total	49,918.70

Loans/Lease Payable

Current Portion of Long-term Debt	427,785.00
Interest Payable	0.00
Total	427,785.00

TOTAL CURRENT LIABILITIES	2,034,199.23
----------------------------------	--------------

NON- CURRENT LIABILITIES

Loans Payable	15,380,791.75
---------------	---------------

TOTAL NON-CURRENT LIABILITIES	15,380,791.75
--------------------------------------	---------------

TOTAL LIABILITIES	17,414,990.98
--------------------------	---------------

DEFERRED CREDITS

Customers' Deposit	281,454.64
Other Deferred Credits	362,369.81

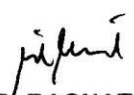
TOTAL DEFERRED CREDITS	643,824.45
-------------------------------	------------


EQUITY

Government Equity	296,500.00
Capital/Equity Reserve	45,000.00

Donated Capital	3,721,342.00
Retained Earnings	5,794,782.37
Net Income	<u>2,054,484.36</u>
TOTAL EQUITY	<u>11,912,108.73</u>
TOTAL LIABILITIES, EQUITY AND OTHER CREDIT ACCOUNTS	<u><u>29,970,924.16</u></u>

-
-
-

PREPARED BY: 
IMELDA D. BACNAT
 Sr. Accounting Processor A

APPROVED BY: 
CORAZON B. GUIRA
 General Manager

DINGRAS WATER DISTRICT
Balance Sheet
As of September 30, 2016

ASSETS AND OTHER DEBITS:

CURRENT ASSETS

Cash

Cash in Vault	0.00
Petty Cash Fund	10,000.00
Cash in Bank-Local Currency	1,895,961.27
Total	1,905,961.27

Receivable Accounts

Accounts Receivable	2,460,254.59
Allowance for Doubtful Accounts	78,358.71
Accounts Receivable-Net	2,381,895.88
Total	2,381,895.88

Other Receivables

Advances to Officers and Employees	5,000.00
Due from Officers and Employees	1,176.66
Receivable-Disallowance/Charges	318,139.12
Other Receivable	24,710.41
Total	349,026.19

Inventories

Office Supplies Inventory	0.00
Other Supplies Inventory	0.00
Supplies & Materials Inventory	198,627.95
Accountable Forms Inventory	188,711.00
Total	387,338.95

Prepayments, Deposits and Deferred Credits

Advances to Contractors	70,850.05
Total	70,850.05

TOTAL CURRENT ASSETS	5,095,072.34
-----------------------------	---------------------

NON-CURRENT ASSETS

Investments

Other Investments	0.00
Total	0.00

TOTAL NON-CURRENT ASSETS	0.00
---------------------------------	-------------

PROPERTY, PLANT AND EQUIPMENT

Land and Other Improvements

Land	603,800.00
Land Improvements	78,831.50
Accumulated Depreciation-Land Improvements	55,049.46
Total	627,582.04

Plant, Buildings and Structures

Plant (UPIS)	9,268,352.99
Accumulated Depreciation-Plant	5,059,495.03
Buildings and Other Structures	6,860,745.08
Accumulated Depreciation-Buildings and Other Structures	6,025,242.31

Total	5,044,360.73
Equipment and Machinery	
Office Equipment	794,362.34
Accumulated Depreciation-Office Equipment	425,513.74
Land Transport Equipment	1,423,505.46
Accumulated Depreciation-Land Transport Equipment	170,288.02
Other Machinery & Equipment	379,306.04
Accumulated Depreciation-Other Machinery & Equipment	40,495.70
Total	1,960,876.38
Furniture, Fixtures and Books	
Furniture & Fixtures	45,956.00
Accumulated Depreciation-Furniture and Fixtures	9,212.91
Other Assets	251,268.08
Total	288,011.17
Construction in Progress	
Artesian Wells, reservoirs, Pumping Stations and Conduits	16,736,030.43
TOTAL PROPERTY, PLANT AND EQUIPMENT	24,656,860.75
TOTAL ASSETS AND OTHER DEBITS	29,751,933.09

LIABILITIES, EQUITY AND OTHER CREDIT ACCOUNTS

CURRENT LIABILITIES

Payable Accounts

Accounts Payable	982,812.90
Total	982,812.90

Inter-Agency Payables

Due to National Government Agencies(BIR and Pag-ibig)	34,707.22
Due to Government Owned and/or Controlled Corporation (GSIS and Philhealth)	73,259.79
Due to Officers & Employees	0.00
Due to Cashier	0.00
Total	107,967.01

Other Current Liability Accounts

Guaranty Deposits Payable	49,918.70
Total	49,918.70

Loans/Lease Payable

Current Portion of Long-term Debt	321,440.00
Interest Payable	0.00
Total	321,440.00

TOTAL CURRENT LIABILITIES	1,462,138.61
----------------------------------	--------------

NON- CURRENT LIABILITIES

Loans Payable	15,380,791.75
---------------	---------------

TOTAL NON-CURRENT LIABILITIES	15,380,791.75
--------------------------------------	---------------

TOTAL LIABILITIES	16,842,930.36
--------------------------	---------------

DEFERRED CREDITS

Customers' Deposit	281,454.64
Other Deferred Credits	362,369.81


TOTAL DEFERRED CREDITS	643,824.45
-------------------------------	------------


EQUITY

Government Equity	296,500.00
Capital/Equity Reserve	45,000.00

Donated Capital	3,721,342.00
Retained Earnings	5,794,782.37
Net Income	<u>2,407,553.91</u>
TOTAL EQUITY	<u>12,265,178.28</u>
TOTAL LIABILITIES, EQUITY AND OTHER CREDIT ACCOUNTS	<u><u>29,751,933.09</u></u>

-
-
-

PREPARED BY: 
IMELDA D. BACNAT
 Sr. Accounting Processor A

APPROVED BY: 
CORAZON B. GUIRA
 General Manager

DINGRAS WATER DISTRICT
Balance Sheet
As of October 31, 2016

ASSETS AND OTHER DEBITS:

CURRENT ASSETS

Cash

Cash in Vault	0.00
Petty Cash Fund	10,000.00
Cash in Bank-Local Currency	1,644,371.98
Total	1,654,371.98

Receivable Accounts

Accounts Receivable	2,465,204.34
Allowance for Doubtful Accounts	78,358.71
Accounts Receivable-Net	2,386,845.63
Total	2,386,845.63

Other Receivables

Advances to Officers and Employees	18,420.00
Due from Officers and Employees	-1.00
Receivable-Disallowance/Charges	315,325.60
Other Receivable	24,710.41
Total	358,455.01

Inventories

Office Supplies Inventory	0.00
Other Supplies Inventory	0.00
Supplies & Materials Inventory	201,557.80
Accountable Forms Inventory	188,711.00
Total	390,268.80

Prepayments, Deposits and Deferred Credits

Advances to Contractors	70,850.05
Total	70,850.05

TOTAL CURRENT ASSETS	4,860,791.47
-----------------------------	---------------------

NON-CURRENT ASSETS

Investments

Other Investments	0.00
Total	0.00

TOTAL NON-CURRENT ASSETS	0.00
---------------------------------	-------------

PROPERTY, PLANT AND EQUIPMENT

Land and Other Improvements

Land	603,800.00
Land Improvements	78,831.50
Accumulated Depreciation-Land Improvements	55,318.92
Total	627,312.58

Plant, Buildings and Structures

Plant (UPIS)	9,394,062.42
Accumulated Depreciation-Plant	5,129,811.61
Buildings and Other Structures	6,860,745.08
Accumulated Depreciation-Buildings and Other Structures	6,027,702.28

Total	5,097,293.61
Equipment and Machinery	
Office Equipment	794,362.34
Accumulated Depreciation-Office Equipment	434,506.76
Land Transport Equipment	1,423,505.46
Accumulated Depreciation-Land Transport Equipment	184,744.98
Other Machinery & Equipment	379,306.04
Accumulated Depreciation-Other Machinery & Equipment	43,340.50
Total	1,934,581.60
Furniture, Fixtures and Books	
Furniture & Fixtures	49,586.00
Accumulated Depreciation-Furniture and Fixtures	9,583.50
Other Assets	251,268.08
Total	291,270.58
Construction in Progress	
Artesian Wells, reservoirs, Pumping Stations and Conduits	16,736,030.43
TOTAL PROPERTY, PLANT AND EQUIPMENT	24,686,488.80
TOTAL ASSETS AND OTHER DEBITS	29,547,280.27

LIABILITIES, EQUITY AND OTHER CREDIT ACCOUNTS

CURRENT LIABILITIES

Payable Accounts

Accounts Payable	755,369.15
Total	755,369.15

Inter-Agency Payables

Due to National Government Agencies(BIR and Pag-ibig)	57,933.41
Due to Government Owned and/or Controlled Corporation (GSIS and Philhealth)	74,265.37
Due to Officers & Employees	0.00
Due to Cashier	0.00
Total	132,198.78

Other Current Liability Accounts

Guaranty Deposits Payable	49,918.70
Total	49,918.70

Loans/Lease Payable

Current Portion of Long-term Debt	214,696.00
Interest Payable	0.00
Total	214,696.00

TOTAL CURRENT LIABILITIES	1,152,182.63
----------------------------------	--------------

NON- CURRENT LIABILITIES

Loans Payable	15,380,791.75
---------------	---------------

TOTAL NON-CURRENT LIABILITIES	15,380,791.75
--------------------------------------	---------------

TOTAL LIABILITIES	16,532,974.38
--------------------------	---------------

DEFERRED CREDITS

Customers' Deposit	281,454.64
Other Deferred Credits	362,369.81

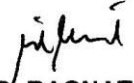
TOTAL DEFERRED CREDITS	643,824.45
-------------------------------	------------


EQUITY

Government Equity	296,500.00
Capital/Equity Reserve	45,000.00

Donated Capital	3,721,342.00
Retained Earnings	5,794,782.37
Net Income	<u>2,512,857.07</u>
TOTAL EQUITY	<u>12,370,481.44</u>
TOTAL LIABILITIES, EQUITY AND OTHER CREDIT ACCOUNTS	<u><u>29,547,280.27</u></u>

-
-
-

PREPARED BY: 
IMELDA D. BACNAT
 Sr. Accounting Processor A

APPROVED BY: 
CORAZON B. GUIRA
 General Manager

DINGRAS WATER DISTRICT
Balance Sheet
As of November, 2016

ASSETS AND OTHER DEBITS:

CURRENT ASSETS

Cash

Cash in Vault	0.00
Petty Cash Fund	10,000.00
Cash in Bank-Local Currency	1,447,918.74
Total	1,457,918.74

Receivable Accounts

Accounts Receivable	2,411,408.63
Allowance for Doubtful Accounts	78,358.71
Accounts Receivable-Net	2,333,049.92
Total	2,333,049.92

Other Receivables

Advances to Officers and Employees	5,000.00
Due from Officers and Employees	-1.50
Receivable-Disallowance/Charges	312,562.08
Other Receivable	24,710.41
Total	342,270.99

Inventories

Office Supplies Inventory	0.00
Other Supplies Inventory	0.00
Supplies & Materials Inventory	177,028.80
Accountable Forms Inventory	188,711.00
Total	365,739.80

Prepayments, Deposits and Deferred Credits

Advances to Contractors	70,850.05
Total	70,850.05

TOTAL CURRENT ASSETS 4,569,829.50

NON-CURRENT ASSETS

Investments

Other Investments	0.00
Total	0.00

TOTAL NON-CURRENT ASSETS 0.00

PROPERTY, PLANT AND EQUIPMENT

Land and Other Improvements

Land	603,800.00
Land Improvements	78,831.50
Accumulated Depreciation-Land Improvements	55,588.38
Total	627,043.12

Plant, Buildings and Structures

Plant (UPIS)	9,394,062.42
Accumulated Depreciation-Plant	5,201,071.01
Buildings and Other Structures	6,862,920.08
Accumulated Depreciation-Buildings and Other Structures	6,030,162.25

Total	5,025,749.24
Equipment and Machinery	
Office Equipment	794,362.34
Accumulated Depreciation-Office Equipment	443,499.78
Land Transport Equipment	1,423,505.46
Accumulated Depreciation-Land Transport Equipment	199,201.94
Other Machinery & Equipment	429,256.04
Accumulated Depreciation-Other Machinery & Equipment	46,185.30
Total	1,958,236.82
Furniture, Fixtures and Books	
Furniture & Fixtures	49,586.00
Accumulated Depreciation-Furniture and Fixtures	10,008.54
Other Assets	251,268.08
Total	290,845.54
Construction in Progress	
Artesian Wells, reservoirs, Pumping Stations and Conduits	16,736,030.43
TOTAL PROPERTY, PLANT AND EQUIPMENT	24,637,905.15
TOTAL ASSETS AND OTHER DEBITS	29,207,734.65

LIABILITIES, EQUITY AND OTHER CREDIT ACCOUNTS

CURRENT LIABILITIES

Payable Accounts

Accounts Payable	583,369.15
Total	583,369.15

Inter-Agency Payables

Due to National Government Agencies(BIR and Pag-ibig)	60,473.94
Due to Government Owned and/or Controlled Corporation (GSIS and Philhealth)	67,631.29
Due to Officers & Employees	0.00
Due to Cashier	0.00
Total	128,105.23

Other Current Liability Accounts

Guaranty Deposits Payable	49,918.70
Total	49,918.70

Loans/Lease Payable

Current Portion of Long-term Debt	107,550.00
Interest Payable	0.00
Total	107,550.00

TOTAL CURRENT LIABILITIES	868,943.08
----------------------------------	------------

NON- CURRENT LIABILITIES

Loans Payable	15,380,791.75
---------------	---------------

TOTAL NON-CURRENT LIABILITIES	15,380,791.75
--------------------------------------	---------------

TOTAL LIABILITIES	16,249,734.83
--------------------------	---------------

DEFERRED CREDITS

Customers' Deposit	281,454.64
Other Deferred Credits	362,369.81

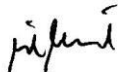
TOTAL DEFERRED CREDITS	643,824.45
-------------------------------	------------


EQUITY

Government Equity	296,500.00
Capital/Equity Reserve	45,000.00

Donated Capital	3,721,342.00
Retained Earnings	5,794,782.37
Net Income	<u>2,456,551.00</u>
TOTAL EQUITY	<u>12,314,175.37</u>
TOTAL LIABILITIES, EQUITY AND OTHER CREDIT ACCOUNTS	<u><u>29,207,734.65</u></u>

-
-
-

PREPARED BY: 
IMELDA D. BACNAT
 Sr. Accounting Processor A

APPROVED BY: 
CORAZON B. GUIRA
 General Manager

DINGRAS WATER DISTRICT
Balance Sheet
As of December 31, 2016

ASSETS AND OTHER DEBITS:

CURRENT ASSETS

Cash

Cash in Vault	0.00
Petty Cash Fund	1,983.00
Cash in Bank-Local Currency	1,303,335.17
Total	1,305,318.17

Receivable Accounts

Accounts Receivable	2,328,079.90
Allowance for Doubtful Accounts	78,358.71
Accounts Receivable-Net	2,249,721.19
Total	2,249,721.19

Other Receivables

Advances to Officers and Employees	0.00
Due from Officers and Employees	0.00
Receivable-Disallowance/Charges	310,186.06
Other Receivable	24,710.41
Total	334,896.47

Inventories

Office Supplies Inventory	0.00
Other Supplies Inventory	0.00
Supplies & Materials Inventory	140,760.08
Accountable Forms Inventory	39,995.80
Total	180,755.88

Prepayments, Deposits and Deferred Credits

Advances to Contractors	70,850.05
Total	70,850.05

TOTAL CURRENT ASSETS	4,141,541.76
-----------------------------	---------------------

NON-CURRENT ASSETS

Investments

Other Investments	0.00
-------------------	------

TOTAL NON-CURRENT ASSETS	0.00
---------------------------------	-------------

PROPERTY, PLANT AND EQUIPMENT

Land and Other Improvements

Land	603,800.00
Land Improvements	78,831.50
Accumulated Depreciation-Land Improvements	55,857.84
Total	626,773.66

Plant, Buildings and Structures

Plant (UPIS)	26,716,159.24
Accumulated Depreciation-Plant	5,272,330.41
Buildings and Other Structures	4,655,899.71
Accumulated Depreciation-Buildings and Other Structures	6,032,638.53

Total	20,067,090.01
Equipment and Machinery	
Office Equipment	2,240,823.04
Accumulated Depreciation-Office Equipment	452,492.80
Land Transport Equipment	1,462,305.46
Accumulated Depreciation-Land Transport Equipment	219,223.13
Other Machinery & Equipment	508,148.32
Accumulated Depreciation-Other Machinery & Equipment	49,404.72
Total	3,490,156.17
Furniture, Fixtures and Books	
Furniture & Fixtures	143,316.00
Accumulated Depreciation-Furniture and Fixtures	10,433.58
Other Assets	251,268.08
Total	384,150.50
Construction in Progress	
Artesian Wells, reservoirs, Pumping Stations and Conduits	0.00
TOTAL PROPERTY, PLANT AND EQUIPMENT	24,568,170.34
TOTAL ASSETS AND OTHER DEBITS	28,709,712.10

LIABILITIES, EQUITY AND OTHER CREDIT ACCOUNTS

CURRENT LIABILITIES

Payable Accounts

Accounts Payable	479,267.39
Total	479,267.39

Inter-Agency Payables

Due to National Government Agencies(BIR and Pag-ibig)	74,786.35
Due to Government Owned and/or Controlled Corporation (GSIS and Philhealth)	69,790.47
Due to Officers & Employees	0.00
Due to Cashier	0.00
Total	144,576.82

Other Current Liability Accounts

Guaranty Deposits Payable	49,918.70
Total	49,918.70

Loans/Lease Payable

Current Portion of Long-term Debt	1,323,111.00
Interest Payable	0.00
Total	1,323,111.00

TOTAL CURRENT LIABILITIES	1,996,873.91
----------------------------------	--------------

NON- CURRENT LIABILITIES

Loans Payable	14,057,680.75
---------------	---------------

TOTAL NON-CURRENT LIABILITIES	14,057,680.75
--------------------------------------	---------------

TOTAL LIABILITIES	16,054,554.66
--------------------------	---------------

DEFERRED CREDITS

Customers' Deposit	281,454.64
Other Deferred Credits	362,369.81

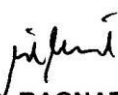
TOTAL DEFERRED CREDITS	643,824.45
-------------------------------	------------


EQUITY

Government Equity	296,500.00
Capital/Equity Reserve	45,000.00

Donated Capital	3,721,342.00
Retained Earnings	5,794,782.37
Net Income	<u>2,153,708.62</u>
TOTAL EQUITY	<u>12,011,332.99</u>
TOTAL LIABILITIES, EQUITY AND OTHER CREDIT ACCOUNTS	<u><u>28,709,712.10</u></u>

-
-
-

PREPARED BY: 
IMELDA D. BACNAT
 Sr. Accounting Processor A

APPROVED BY: 
CORAZON B. GUIRA
 General Manager