

20% COMPONENT OF IRA UTILIZATION
 FOR THE SECOND QUARTER, C.Y. 2019
 Province, City or Municipality: DINGRAS

	Program or Project	Appropriation	Location	Total Cost	Date Started	Target Completion Date	Project Status % of Completion	Total Cost Incurred to Date	No. of Extensions, if	Remarks
I	SOCIAL SERVICES									
	1. Installation/ Maintenance of Street Lights	350,000.00								
	2. Water Supply Program	300,000.00								
1	new thirty hardware cosnt materials for the 23 linear meter deepwell sitio san gabriel san marcelino	1,925.00	San Marcelino	1,925.00	2/6/2019		100%	1,925.00		Implemented
	3. Manpower Development Center	500,000.00								
	4. Construction of Evacuation Center	2,500,000.00								
								-		
II	ECONOMIC SERVICES									
	1. Tourism Development	800,000.00								
	2. Support to Agricultural Devt. Food Security Program	1,500,000.00								
	c. Food Security Program									
2	florantemedrano,labor,23LM Deepwell @ Sitio San Agustin		San Marcelino	41,200.00	6/14/2019		100%	41,200.00		Accomplished
3	florantemedrano,labor,23LM Deepwell @ Sta. Clara, Southern Portion		San Marcelino	41,200.00	6/14/2019		100%	41,200.00		Accomplished
4	Ronald Ramos,labor Deepwell @ San Bartolome		San Marcelino	23,131.10	6/20/2019		100%	23,131.10		Accomplished
								-		
								-		
	3. Support to ARCDP	250,000.00								
	SUB TOTAL	6,201,925.00		107,456.10				107,456.10		


Prepared by:

NOEL E. SALVATIERRA
 MPDC



Certified correct:

JOEFREY P. SAGUID
 Municipal Mayor



20% COMPONENT OF IRA UTILIZATION
FOR THE SECOND QUARTER, C.Y. 2019
 Province, City or Municipality: DINGRAS

	Program or Project	Appropriation	Location	Total Cost	Date Started	Target Completion Date	Project Status % of Completion	Total Cost Incurred to Date	No. of Extensions, if any	Remarks
	4. Construction/ Maint. Of Local Roads & Bridges	1,500,000.00								
	5. Support to Livelihood & Cooperative Development	300,000.00								
	6. ENGINEERING SERVICES	3,760,000.00								
	7. Improvement of Public Market	500,000.00								
	apolinarioapostol,labor,r&m,roofing&ceilingmarket	27,000.00	Dingras	27,000.00			100%	27,000.00		
	8. DEBT SERVICING (Loan Amortization for the Public Market)	2,400,000.00								
5	LBP,loan amortization &interest,CY2019, market		Dingras	496,581.35	4/30/2019		100%	496,581.35		
6	LBP InsuranceBrokerage,Inc.insurance of Market, Dec. 2018 to Dec. 2019		Dingras	241,697.99	7/6/2019		100%	241,697.99		
7	LBP,loanamort&interest,CY2019,market		Dingras	496,581.35	7/6/2019		100%	496,581.35		
	9. Purchase of Heavy Equipment	2,500,000.00								
	10. Improvement of New Slaughterhouse	1,144,594.40								
	C.Environmental Management Services									
	1. Clean and Green Program	500,000.00								
	2. Support to Solid Waste Management	3,000,000.00								
	3. Flood Control Projects	800,000.00								
	SUB TOTAL	16,431,594.40		1,261,860.69				1,261,860.69		
	GRAND TOTAL	22,633,519.40		1,369,316.79				1,369,316.79		

Prepared by:

NOEL E. SALVATIERRA
 MPDC

Certified correct:

JOEFREN P. SAGUID
 Municipal Mayor

SUMMARY OF 20% COMPONENT IRA UTILIZATION

FOR THE C.Y. 2019


Province, City or Municipality: DINGRAS

	Program or Project	Appropriation	Total Cost Utilization	Un-Utilized Balance				
I	SOCIAL SERVICES							
	1.Installation/ Maintenance of Street Lights	350,000.00		350,000.00				
	Month of January to March		-					
	Month of April to June		-					
	2. Water Supply Program	300,000.00		6,575.00				
	Month of January to March		293,425.00					
	Month of April to June							
	3. Manpower Development Center	500,000.00		500,000.00				
	Month of January to March		-					
	Month of April to June		-					
	4. Construction of Evacuation Center	2,500,000.00		206,328.66				
	Month of January to March		2,293,671.34					
	Month of April to June		-					
II	ECONOMIC SERVICES							
	1. Tourism Development	800,000.00		800,000.00				
	Month of January to March		-					
	Month of April to June		-					
	2. Support to Agricultural Devt. Food Security Program	1,500,000.00		798,706.30				
	c. Food Security Program							
	Month of January to March		595,762.60					
	Month of April to June		105,531.10					
	3. Support to ARCDP	250,000.00		150,000.00				
	Month of January to March		100,000.00					
	Month of April to June		-					
	SUB TOTAL	6,200,000.00	3,388,390.04	2,811,609.96				

Prepared by:


 NOEL E. SALVATIERRA
 MPDC


Certified correct:


 JOEFRY P. SAGUID
 Municipal Mayor

SUMMARY OF 20% COMPONENT IRA UTILIZATION
FOR THE C.Y. 2019
 Province, City or Municipality: DINGRAS

	Program or Project	Appropriation	Total Cost Utilization	Un-Utilized Balance				
II	ECONOMIC SERVICES (Cont,n.)							
	4. Construction/ Maint. Of Local Roads & Bridges	1,500,000.00		881,728.75				
	Month of January to March		618,271.25					
	Month of April to June		-					
	5. Support to Livelihood & Cooperative Development	300,000.00		300,000.00				
	Month of January to March		-					
	Month of April to June		-					
	6. ENGINEERING SERVICES	3,760,000.00		3,760,000.00				
	Month of January to March		-					
	Month of April to June		-					
	7. Improvement of Public Market	500,000.00		173,000.00				
	Month of January to March		300,000.00					
	Month of April to June		27,000.00					
	8. DEBT SERVICING (Loan Amortization for the Public Market)	2,400,000.00		1,165,139.31				
	Month of January to March		-					
	Month of April to June		1,234,860.69					
	9. Purchase of Heavy Equipment	2,500,000.00		2,500,000.00				
	Month of January to March		-					
	Month of April to June		-					
	10. Improvement of New Slaughterhouse	1,144,594.40		1,144,594.40				
	Month of January to March		-					
	Month of April to June		-					
	SUB TOTAL	12,104,594.40	2,180,131.94	9,924,462.46				

Prepared by:


 NOEL E. SALVATIERRA
 MPDC

Certified correct:


 JOSEFREY P. SAGUID
 Municipal Mayor


SUMMARY OF 20% COMPONENT IRA UTILIZATION
FOR THE C.Y. 2019
 Province, City or Municipality: DINGRAS

Program or Project	Appropriation	Total Cost Utilization	Un-Utilized Balance				
C.Environmental Management Services							
1. Clean and Green Program	500,000.00		498,000.00				
Month of January to March		2,000.00					
Month of April to June		-					
2. Support to Solid Waste Management	3,000,000.00		3,000,000.00				
Month of January to March		-					
Month of April to June		-					
3. Flood Control Projects	800,000.00		800,000.00				
Month of January to March		-					
Month of April to June		-					
SUB TOTAL	4,300,000.00	2,000.00	4,298,000.00				
TOTAL APPROPRIATION	22,604,594.40						
TOTAL UTILIZATION COST		5,570,521.98					
UN-UTILIZED BALANCE			17,034,072.42				

Prepared by:


 NOELLE SALVATIERRA
 MPDC

Certified correct:


 JOEFREY P. SAGUID
 Municipal Mayor

22,604,594.40