




STATEMENT OF RECEIPTS AND EXPENDITURES  
CY 2019  
Province, City or Municipality: DINGRAS

| Particulars<br>(1)   | Account<br>Code<br>(PGCA) | Actual<br>Year | Current Year         |                       |                       | Budget<br>Year |
|--|---------------------------|----------------|----------------------|-----------------------|-----------------------|----------------|
|  |                           |                | First Semester       | Second Semester       | Total                 |                |
| <b>RECEIPTS</b>  |                           |                |                      |                       |                       |                |
| I. Beginning Cash Balance                                  |                           |                |                      |                       | 177,472,608.81        |                |
| II. Receipts   |                           |                |                      |                       |                       |                |
| A. Local Sources   |                           |                |                      |                       |                       |                |
| 1. Tax Revenue   |                           |                |                      |                       |                       |                |
| a. Real Property Tax (RPT)                                 |                           |                |                      |                       |                       |                |
| i. Basic RPT   |                           |                | 1,812,810.97         | 644,894.60            | 2,457,705.57          |                |
| ii. Special Education Fund                                 |                           |                | 2,266,013.72         | 801,109.02            | 3,067,122.74          |                |
| b. Business Tax  |                           |                | 4,235,778.89         | 3,274,934.12          | 7,510,713.01          |                |
| c. Other Local Taxes                                       |                           |                | 630,141.82           | 60,184.47             | 690,326.29            |                |
| Total Tax Revenue  |                           |                | 8,944,745.40         | 4,781,122.21          | 13,725,867.61         |                |
| 2. Non Tax Revenue   |                           |                |                      |                       |                       |                |
| a. Regulatory Fees   |                           |                | 1,307,287.19         | 800,531.88            | 2,107,819.07          |                |
| b. Service/User Charges                                    |                           |                | 1,338,014.40         | 537,723.92            | 1,875,738.32          |                |
| c. Receipts from Economic Enterprise                       |                           |                | 4,105,069.00         | 3,629,574.50          | 7,734,643.50          |                |
| d. Other Receipts  |                           |                | 512,369.00           | 1,174,573.92          | 1,686,942.92          |                |
| Total Non Tax Revenue                                      |                           |                | 7,262,739.59         | 6,142,404.22          | 13,405,143.81         |                |
| Total Local Sources  |                           |                | 16,207,484.99        | 10,923,526.43         | 27,131,011.42         |                |
| B. External Sources  |                           |                |                      |                       |                       |                |
| 1. Internal Revenue Allotment                              |                           |                | 55,954,038.00        | 55,954,032.00         | 111,908,070.00        |                |
| 2. Share from GOCCs (PAGCOR and PCSO)                      |                           |                | 17,258.45            | 50,927.05             | 68,185.50             |                |
| 3. Other Shares from National Tax Collection               |                           |                |                      |                       |                       |                |
| a. Share from Ecozone                                      |                           |                |                      |                       |                       |                |
| b. Share from EVAT   |                           |                |                      |                       |                       |                |
| c. Share from National Wealth                              |                           |                |                      |                       |                       |                |
| d. Share from Tobacco Excise Tax                           |                           |                |                      | 33,860,677.00         | 33,860,677.00         |                |
| 4. National Government Transfer                            |                           |                |                      |                       |                       |                |
| 5. Inter-Local Transfer                                    |                           |                |                      |                       |                       |                |
| 6. Extraordinary Receipts / Grants / Donation / Aids       |                           |                |                      |                       |                       |                |
| Total External Sources                                     |                           |                | 55,971,296.45        | 89,865,636.05         | 145,836,932.50        |                |
| C. Non-Income Receipts                                     |                           |                |                      |                       |                       |                |
| 1. Capital Investment Receipts                             |                           |                |                      |                       |                       |                |
| a. Proceeds from Sale of Assets                            |                           |                |                      |                       |                       |                |
| b. Proceeds from Sale of Debt Securities of Other Entities |                           |                |                      |                       |                       |                |
| c. Collection of Loans Receivables                         |                           |                |                      |                       |                       |                |
| Total Capital Investment Receipts                          |                           |                |                      |                       |                       |                |
| 2. Receipts from Loans and Borrowings                      |                           |                |                      |                       |                       |                |
| a. Acquisition of Loans                                    |                           |                |                      |                       |                       |                |
| b. Issuance of Bonds                                       |                           |                |                      |                       |                       |                |
| Total Receipts from Loans and Borrowings                   |                           |                |                      |                       |                       |                |
| Total Non-Income Receipts                                  |                           |                |                      |                       |                       |                |
| <b>Total Receipts</b>                                      |                           |                | <b>72,178,781.44</b> | <b>100,789,162.48</b> | <b>350,440,552.73</b> |                |
| <b>EXPENDITURES</b>  |                           |                |                      |                       |                       |                |
| I. General Fund  |                           |                |                      |                       |                       |                |
| a. General Services  |                           |                | 24,171,758.55        | 60,548,191.44         | 84,719,949.99         |                |
| b. Economic Services                                       |                           |                | 14,125,548.04        | 59,047,366.36         | 73,172,914.40         |                |
| c. Social Services   |                           |                | 9,075,277.70         | 14,056,590.09         | 23,131,867.79         |                |
| d. Debt Services   |                           |                | 1,171,710.49         | 1,378,724.77          | 2,550,435.26          |                |
| II. Special Education Fund                                 |                           |                | 97,600.00            | 3,304,430.22          | 3,402,030.22          |                |
| III. Trust Fund from National Government Transfers         |                           |                |                      | 27,083,321.27         | 27,083,321.27         |                |
| <b>Total Expenditures</b>                                  |                           |                | <b>48,641,894.78</b> | <b>165,418,624.15</b> | <b>214,060,518.93</b> |                |
| <b>Ending Cash Balance</b>                                 |                           |                |                      |                       | <b>136,380,033.80</b> |                |

Prepared by:  
  
MELCHORA CONSOLACION A. MARANAN  
Local Treasurer

Approved by:  
  
JOEFREY P. SAGUID  
Local Chief Executive

  
ROMEO M. CALMA  
Local Accountant

  
MARIANITA R. ALLADO  
Local Budget Officer