



**STATEMENT OF RECEIPTS AND EXPENDITURES  
CY 2022**

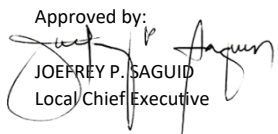
Province, City or Municipality: **DINGRAS**

Particulars (1)	Account Code (PGCA)	Actual Year	Current Year			Budget Year
			First Semester	Second Semester	Total	
<b>RECEIPTS</b>						
I. Beginning Cash Balance					<b>193,731,297.85</b>	
II. Receipts						
A. Local Sources						
1. Tax Revenue						
a. Real Property Tax (RPT)						
i. Basic RPT			2,761,152.24	590,070.69	3,351,222.93	
ii. Special Education Fund			3,451,440.32	740,887.40	4,192,327.72	
b. Business Tax			5,019,863.98	2,894,649.24	7,914,513.22	
c. Other Local Taxes			681,541.71	48,613.61	730,155.32	
Total Tax Revenue			11,913,998.25	4,274,220.94	16,188,219.19	
2. Non Tax Revenue						
a. Regulatory Fees			1,613,174.14	762,877.00	2,376,051.14	
b. Service/User Charges			1,307,180.50	277,151.30	1,584,331.80	
c. Receipts from Economic Enterprise			3,140,475.00	2,911,660.30	6,052,135.30	
d. Other Receipts			516,806.60	835,937.03	1,352,743.63	
Total Non Tax Revenue			6,577,636.24	4,787,625.63	11,365,261.87	
Total Local Sources			18,491,634.49	9,061,846.57	27,553,481.06	
B. External Sources						
1. Internal Revenue Allotment			91,250,269.98	91,250,269.98	182,500,539.96	
2. Share from GOCCs (PAGCOR and PCSO)			139,425.27	122,752.81	262,178.08	
3. Other Shares from National Tax Collection						
a. Share from Ecozone						
b. Share from EVAT						
c. Share from National Wealth						
d. Share from Tobacco Excise Tax			98,539,805.50	42,176,380.50	140,716,186.00	
4. National Government Transfer						
5. Inter-Local Transfer						
6. Extraordinary Receipts / Grants / Donation / Aids						
Total External Sources			189,929,500.75	133,549,403.29	323,478,904.04	
C. Non-Income Receipts						
1. Capital Investment Receipts						
a. Proceeds from Sale of Assets						
b. Proceeds from Sale of Debt Securities of Other Entities						
c. Collection of Loans Receivables						
Total Capital Investment Receipts						
2. Receipts from Loans and Borrowings						
a. Acquisition of Loans				40,239,903.01	40,239,903.01	
b. Issuance of Bonds						
Total Receipts from Loans and Borrowings				40,239,903.01	40,239,903.01	
Total Non-Income Receipts				40,239,903.01	40,239,903.01	
<b>Total Receipts</b>			<b>208,421,135.24</b>	<b>182,851,152.87</b>	<b>391,272,288.11</b>	
<b>EXPENDITURES</b>						
I. General Fund						
a. General Services			30,287,509.10	51,637,815.13	81,925,324.23	
b. Economic Services			113,585,298.63	79,284,483.14	192,869,781.77	
c. Social Services			9,625,285.42	15,859,408.24	25,484,693.66	
d. Debt Services			19,640.89	1,329,491.79	1,349,132.68	
II. Special Education Fund			82,761.10	897,560.96	980,322.06	
III. Trust Fund from National Government Transfers					-	
<b>Total Expenditures</b>			<b>153,600,495.14</b>	<b>149,008,759.26</b>	<b>302,609,254.40</b>	
<b>Ending Cash Balance</b>					<b>282,394,331.56</b>	

Prepared by:   
MELCHORA CONSOLACION A. MARANAN  
Local Treasurer

  
ROMEO M. CALMA  
Local Accountant

  
ADELA A. GARCIA  
Asst. Municipal Treasurer/ Acting Local Budget Officer

Approved by:   
JOEFREY P. SAGUID  
Local Chief Executive