

STATEMENT OF RECEIPTS AND EXPENDITURES


REGION: I
PROVINCE: ILOCOS NORTE
CITY/MUNICIPALITY: DINGRAS


CALENDAR YEAR: 2023
QUARTER/
PERIOD COVER: 1


Particulars	Income/Target Budget Appropriations	General Fund	SEF	Total	Total
LOCAL SOURCES	36,426,000.00	13,003,916.09	3,186,351.02	16,190,267.11	29.30%
TAX REVENUE	21,156,000.00	7,687,053.19	3,186,351.02	10,873,404.21	19.68%
Real Property Tax	11,756,000.00	2,549,080.82	3,186,351.02	5,735,431.84	10.38%
Tax on Business	8,600,000.00	4,444,318.87		4,444,318.87	8.04%
Other Taxes	800,000.00	693,653.50		693,653.50	1.26%
NON TAX REVENUE	15,270,000.00	5,316,862.90		5,316,862.90	9.62%
Regulatory Fees 9permits and Licenses	2,560,000.00	1,244,962.23		1,244,962.23	2.25%
Sevice/UserCharges (Service Income)	1,920,000.00	1,711,111.21		1,711,111.21	3.10%
Receipts from Economic Enterprises (Business Income)	8,940,000.00	1,882,082.50		1,882,082.50	3.41%
Other Receipts (Other General Income)	1,850,000.00	478,706.96		478,706.96	0.87%
EXTERNAL SOURCES	156,092,892.00	39,073,619.62		39,073,619.62	70.70%
Internal Revenue Allotment	156,092,892.00	39,023,223.00		39,023,223.00	70.61%
Other Shares from National Tax Collections		50,396.62		50,396.62	0.09%
Inter-Local Transfers					
Extraordinary Receipt/Grants/Donations/Aids					
TOTAL CURRENT OPERATING INCOME	192,518,892.00	52,077,535.71	3,186,351.02	55,263,886.73	100.00%
ADD SUPPLEMENT BUDGET(UNAPPROPRIATED SURPLUS)					
FOR CURRENT OPERATING EXPENDITURES					
TOTAL AVAILABLE FOR CURRENT OPERATING EXPENDITURES	192,518,892.00	52,077,535.71	3,186,351.02	55,263,886.73	
LESS CURRENT OPERATING EXPENDITURES (PS + MOOE + FE)					
General Pubic Services	83,994,284.42	13,658,368.70		13,658,368.70	50.22%
Education, Culture & Sports/Manpower Development	1,500,000.00	87,000.00	52,572.25	139,572.25	0.51%
Health, Nutrition & Population Control	12,678,009.06	3,004,200.55		3,004,200.55	11.05%
Labor and Employment					
Housing and Community Development	2,140,000.00	514,072.24		514,072.24	1.89%
Social Services and Social Welfare	13,947,520.72	2,621,998.79		2,621,998.79	9.64%
Economic Services	67,170,982.34	6,192,357.13		6,192,357.13	22.77%
Debt Service (FE) (InterestExpense & Other Charges)	2,692,095.46	1,064,136.73		1,064,136.73	3.91%
TOTAL CURRENT OPERATING EXPENDITURES	184,122,892.00	27,142,134.14	52,572.25	27,194,706.39	100.00%
NET OPERATING INCOME (LOSS) FROM CURRENT OPERATIONS	8,396,000.00	24,935,401.57	3,133,778.77	28,069,180.34	
ADD:NON-INCOME RECEIPTS					
CAPITAL/INVESTENT RECEIPTS					
Proceeds from Sale of Assets					
Proceeds from Sale of Debt Securities of Other Entities					
Collection of loans Receivables					
RECEIPTS FROM LOANS AND BORROWINGS (Payable)					

Acquisition of Loans					
Issuance of Bonds					
OTHER NON-INCOME RECEIPTS					
TOTAL INCOME RECEIPTS					
ADD: SUPPLEMENTAL BUDGET FOR CAPITAL OUTLAY					
TOTAL AMOUNT AVAILABLE FOR CAPITAL EXPENDITURES					
LESS: NON-OPERATING EXPENDITURES					
CAPITAL/INVESTMENT EXPENDITURES					
Purchase/Construct of Property Plant					
Purchase of Debt Securities of Other Entities (Investment Outlay)					
Grant/Make Loan to Other Entities (Investment Outlay)					
DEBT SERVICE (Principal Cost)	1,665,058.26	339,954.44		339,954.44	
Payment of Loan Amortization	1,665,058.26	339,954.44		339,954.44	
Retiremet/Redemption of Bonds/Debt Securities					
OTHER NON-OPERATING EXPENDITURES					
TOTAL NON-OPERATING EXPENDITURES		339,954.44		339,954.44	
NET INCREASE/(DECREASE) IN FUNDS	6,730,941.74	24,595,447.13	3,133,778.77	27,729,225.90	
ADD:CASH BALANCE, BEGINNING	39,857,514.59	271,076,748.89	11,317,582.67	282,394,331.56	
FUND/CASH AVAILABLE	46,588,456.33	295,672,196.02	14,451,361.44	310,123,557.46	
LESS: Payment of Prior Year/s Accounts Payable					
CONTINUING APPROPRIATION					
ADD:ADVANCE PAYMENT FR RPT					
FUND/CASH BALANCE, END	46,588,456.33	295,672,196.02	14,451,361.44	356,712,013.79	

Prepared by:


MELCHORA CONSOLACION A. MARANAN
 Local Treasurer


ROMEO C. CALMA
 Local Accountant


ADELA A. GARCIA
 Acting Local Budget Officer

Approved by:


JOEFREY P. SAGUID
 Local Chief Executive

